

Steps to Access Safe Sport E-Learning on



For Self-Registration Page Users

Step 1 [Create an account via the Self-Registration Page]

Create an account with SportSG-ED via [Self Registration Link](#) (only if you have NOT logged in SportSG-ED before; if you have logged in before – refer to **Page 3**)

Ensure that you have **read** the information on the Self-Registration Page as this is just a **temporary account** for you to access Safe Sport modules.

Use your **FULL NAME** as in NRIC/FIN when you register as the Name will appear in the certificate.

Your **Username / User ID** will be the email used for registration.

Ensure you key in the correct **Organisation Code**

Your account will only be active for **ONE month** from the time you registered. Do ensure the following:

- Complete your module within this time period
- Once completed, ensure that you **download** your certificate
- Any request for a replacement certificate (if you did not download it), will be charged at \$10.80 (including GST).

SAFE SPORT
COMMISSION SINGAPORE

Self-Registration Page for Safe Sport module(s)

Please read the [Self-Registration Page Information.pdf](#) before creating an account with SportSG-ED.
Note that your account will only be valid for ONE month upon creation.

* Required Field

* First Name:

* Last Name:

* Email Address:

* Age:

Phone:

* Division: Safe Sport Singapore - Temporary Users

Country:

* Organization Code

* Primary Role

[Create an account via the Self-Registration Page]

If the system prompts “Email is already in use”; this means that you are already a registered user in SportSG-ED. Please use your SportSync ID to log in.

Don't know your SportSync ID?

Log in <https://www.sportsync.sg/> with your Singpass / ActiveSG Membership and your SportSync ID is indicated on the left of the SportSync Home page (refer to image on the top right of this page)

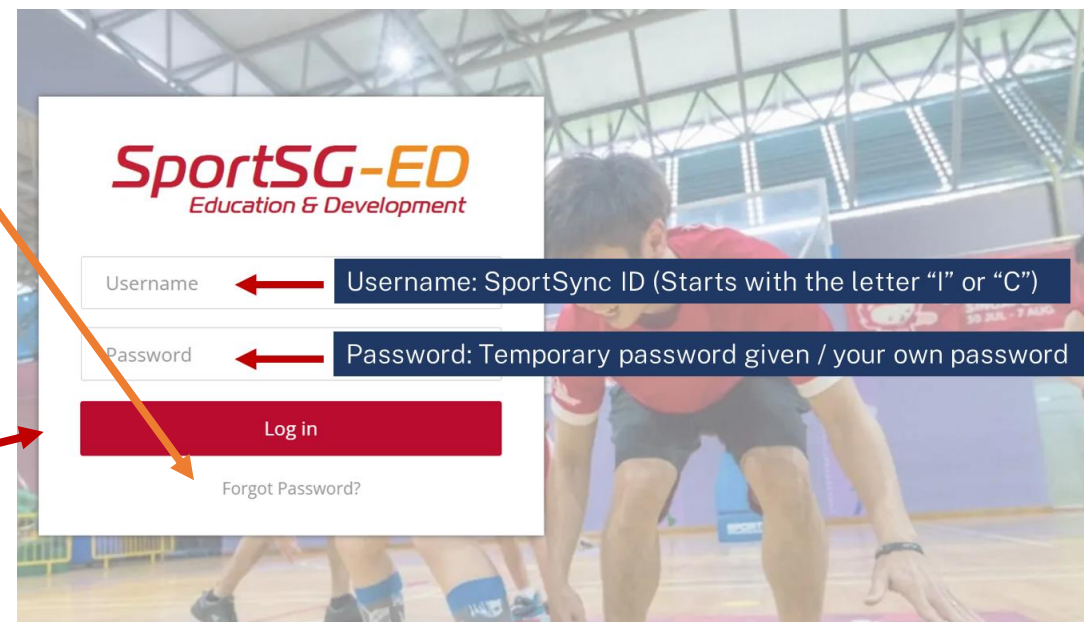
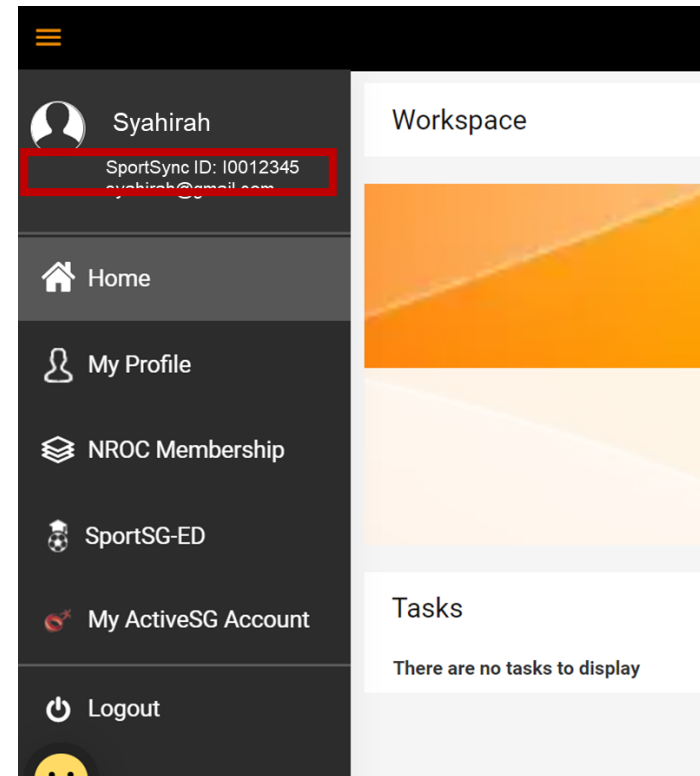
How do I log in with my SportSync ID?

Use this alternative log in by logging into <https://sportsg-ed.csod.com/client/sportsg-ed/default.aspx>

- As you do not have your password, click on “Forgot Password”
- Refer to **Page 3** if you have issues

Once I have my SportSync ID and Password, how do I log in?

Once you have received your temporary password, log in - <https://sportsg-ed.csod.com/client/sportsg-ed/default.aspx> and change your temporary password within 24 hours. Your Username is your SportSync ID (starts with capital “i” or “c”).



[Create an account via the Self-Registration Page - Issues]

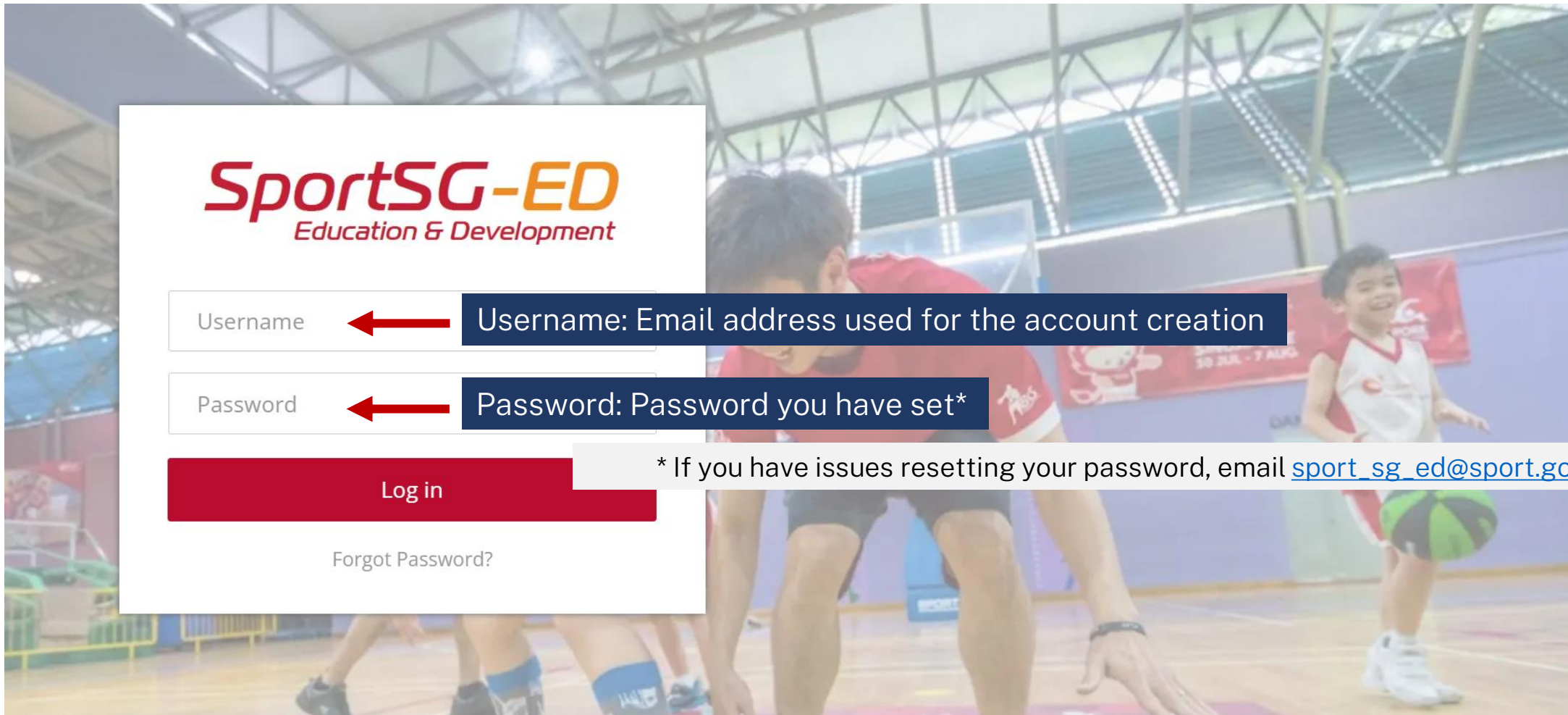
If you have logged in SportSG-ED before and do not receive any password after clicking “Forgot Password”, email support@talearnx.com with the subject header “**SportSG Learner - [P3] Issue**” and the following:

- *User ID (SportSync ID or email)*
- *Full Name*
- *Email*
- *Screenshot of the issue*

[Log in after account creation]

You may pace yourself with the e-learning module and log in again to continue.

Log in link - <https://sportsg-ed.csod.com/client/sportsg-ed/default.aspx>



Step 2 [Locating the Safe Sport module]

Once you are in SportSG-ED, you should see this screen – which is your Learner Home page.

You can access the module by one of the following ways:

1. Scroll below and locate the modules you are required to complete.
2. If you are unable see it, type the module name* in the search bar.

Primary Role	*Module Name
Athlete	Understanding Safe Sport as an Athlete
Coach	Understanding Safe Sport as a Coach
Parent	Understanding Safe Sport as a Parent
Sport Administrator	Building a Safe Sporting Organisation
Volunteer	Understanding Safe Sport as a Volunteer (Ready in June 2023)

Learner Home Page

The screenshot displays the Learner Home Page with the following elements:

- Search Bar:** Located at the top right, containing the text "Search for learning".
- User Profile:** Shows a profile picture, "0 Completions", and "0 Hours".
- Your topics:** A section with an "Add" button and the text "You don't have any topics yet. Add a few to get better recommendations."
- Your language(s):** A dropdown menu.
- Your playlists:** A section with three columns: "Created" (0), "Followers" (0), and "Followed" (0).
- Training record:** A section with three columns: "OVERDUE" (0), "DUE SOON" (0), and "ASSIGNED / NO DUE DATE" (0).
- All done!:** A large message with a sun icon stating "All assigned training has been completed. Learn something new or complete what you have started."
- Featured:** A section with a "Curriculum" item titled "PREVIEW ONLY: Understanding Safe Sport as an Athlete" (3 minutes).
- Suggested:** A section with four curriculum items:
 - "Understanding Safe Sport as an Athlete" (1 hour, 43 minutes)
 - "Understanding Safe Sport as a Parent" (1 hour, 28 minutes)
 - "CoachSG Conference 2018" (4 hours, 40 minutes)
 - "My 1st Coach - Sport Starts At Home" (5 minutes)

Step 3 [Start the Safe Sport module]

CURRICULUM

Understanding Safe Sport as a Coach

Last updated 02/02/2023 Duration 2 hours, 13 minutes

Details

Safe sport is about creating a positive sporting environment free from all forms of harassment and abuse. Upon completion of this module, you would have the knowledge on the five forms of harassment and abuse and understand your responsibility as a coach in safe sport prevention efforts, that is in creating clear boundaries between yourselves and your athletes. It also includes steps in reporting abuse to ensure a safe sporting environment for all.

Course Requirements

You are required to complete this module, e-assessment (80% passing mark with unlimited attempts) and online evaluation to attain the Safe Sport certification.

An email will be sent to you with the certificate link once your curriculum progress is at 100% (it is mandatory to complete the Summary and Evaluation). You may also retrieve your certificate within this curriculum once completed.

CCE Training Allowance (applicable to NROC coaches only)

To claim your CCE Training Allowance (2 hours from this module is claimable) please proceed to <https://form.gov.sg/60b77e3a0b5ebc0012cac287>. Do note that you are required to upload your Safe Sport certificate in this form. For any enquiries, please email sport_coaching@sport.gov.sg.

Show more

Contents

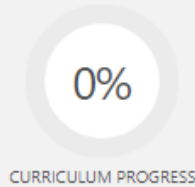
8 training courses



When you have clicked on the module, you should see this page. Click on “Open Curriculum” to start the module.

Step 4 [Complete the online topics]

Please complete all the topics and ensure your curriculum progress is at 100% to attain your certificate.



Understanding Safe Sport as an Athlete

Options ▾

Safe sport is about creating a positive sporting environment free from all forms of harassment and abuse. This module looks into the 5 forms of harassment and abuse and the responsibility of an athlete in safeguarding themselves and in safe sport prevention efforts. It also includes steps in reporting abuse to ensure a safe sporting environment for all.

Course Requirements

You are required to complete this module, e-assessment (80% passing mark with unlimited attempts) and online evaluation to attain the Safe Sport certification. Do complete it **within a month** upon launching the module.

An email will be sent to you with the certificate link once your curriculum progress is at **100%** (it is mandatory to complete the Summary and Evaluation). You may also retrieve your certificate within this curriculum once completed.



Introduction to Understanding Safe Sport as an Athlete

Status : Registered Due : No Due Date Training Hours : 3 min

Launch ▾



Safeguarding in Sport (Athlete)

Status : Pending Prior Training Due : No Due Date Training Hours : 30 min



Safeguarding Myself as an Athlete

Status : Pending Prior Training Due : No Due Date Training Hours : 20 min



Being Empowered as an Athlete

Status : Pending Prior Training Due : No Due Date Training Hours : 10 min



Your Responsibilities as an Athlete

Status : Pending Prior Training Due : No Due Date Training Hours : 15 min



Safe Sport Unified Code

Status : Pending Prior Training Due : No Due Date
The Safe Sport Unified Code was launched on 23 November 2021. It is the cornerstone of the Safe Sport Programme. For more information on the...



Understanding Safe Sport as an Athlete Assessment

Status : Pending Prior Training Due : No Due Date Training Hours : 20 min



Understanding Safe Sport as an Athlete - Summary & Evaluation

Status : Pending Prior Training Due : No Due Date Training Hours : 5 min
Please download the attached learners guide as a reference material and summary of what has been covered in this module. Do also complete the...

Step 5 [Download certificate via the curriculum]

CURRICULUM

Understanding Safe Sport as a Coach

Last updated 02/02/2023 Duration 2 hours, 13 minutes

Details

Safe sport is about creating a positive sporting environment free from all forms of harassment and abuse. Upon completion of this module, you would have the knowledge on the five forms of harassment and abuse and understand your responsibility as a coach in safe sport prevention efforts, that is in creating clear boundaries between yourselves and your athletes. It also includes steps in reporting abuse to ensure a safe sporting environment for all.

Course Requirements

You are required to complete this module, e-assessment (80% passing mark with unlimited attempts) and online evaluation to attain the Safe Sport certification.

An email will be sent to you with the certificate link once your curriculum progress is at 100% (it is mandatory to complete the Summary and Evaluation). You may also retrieve your certificate within this curriculum once completed.

*Note: Your account will be deactivated after **ONE** month, please download a copy of your certificate once you have completed it. Any request for a replacement certificate (if you did not download it), will be charged at \$10.80 (including GST).*



The screenshot shows a notification card for the course 'Understanding Safe Sport as a Coach'. At the top, there is a header with the word 'CURRICULUM' and the course title. Below this, a green pill-shaped badge says 'Completed'. The main text of the notification states: 'Training was successfully completed and recorded to [your training record](#).' At the bottom of the card, there is a dark button with the text 'View certificate' and a small downward-pointing chevron icon. A red arrow points from the bottom right of the image towards this button.

Once completed, you should be able to retrieve your certificate when you view the module.

Step 5 [Download certificate via the Learner Home Page]

The screenshot shows the SportSG-ED Learner Home Page. The header includes the logo "SportSG-ED Education & Development" and navigation icons. A personalized greeting "Hello [redacted] What would you like to learn today?" is displayed above a search bar labeled "Search for learning". The user profile section on the left shows a profile picture, a checkmark icon with "1 Completion", an hourglass icon with "13 Hours", and a ribbon icon with "0 Badges". Below this are sections for "Your topics" (with an "Add" button), "Your language(s)" (with a dropdown arrow), and "Your playlists" (with three columns: "0 Created", "0 Followers", and "0 Followed"). The main content area features a video player with a thumbnail of a person tying a shoe, labeled "My Portfolio".

You may also download your certificate by clicking the "Completion" on your Learner Home page.

Step 5 [Download certificate via the Learner Home Page]

The screenshot shows the SportSG-ED learner portal. At the top left is the logo 'SportSG-ED Education & Development'. The top right has a search icon and a menu icon. Below the logo is a navigation bar with a user profile icon, 'Bio', 'My Portfolio' (highlighted), 'Actions', and 'Awards'. The main content area has a breadcrumb trail 'Home > [Redacted]' and the title 'My Portfolio [Redacted]'. Below the title is the instruction 'Use this page to manage your training, including active ones.' There are three filter sections: 'Filter by Training Status' with a dropdown set to 'Completed', 'Sort by' with a dropdown set to 'Completion date', and 'Filter by training type' with a dropdown set to 'All Types'. To the right is a 'Search by keyword' box with a search icon. Below the filters, it says 'Search results (1)'. A single result is shown: 'Understanding Safe Sport as a Coach' with a book icon, 'Completed : 26/10/2022', 'Status : Completed', and 'Training Type : Curriculum'. A 'View certificate' button is visible to the right of the result.



If you are unable to find the module here, locate it on your Learner Home page or search for it. Then, Open Curriculum and ensure you have completed the “Evaluation” that comes after the “Assessment”. Ensure your curriculum progress is at 100%.

If you have achieved 100% in your curriculum progress, you should be able to see the “View Certificate” here. Click to download.